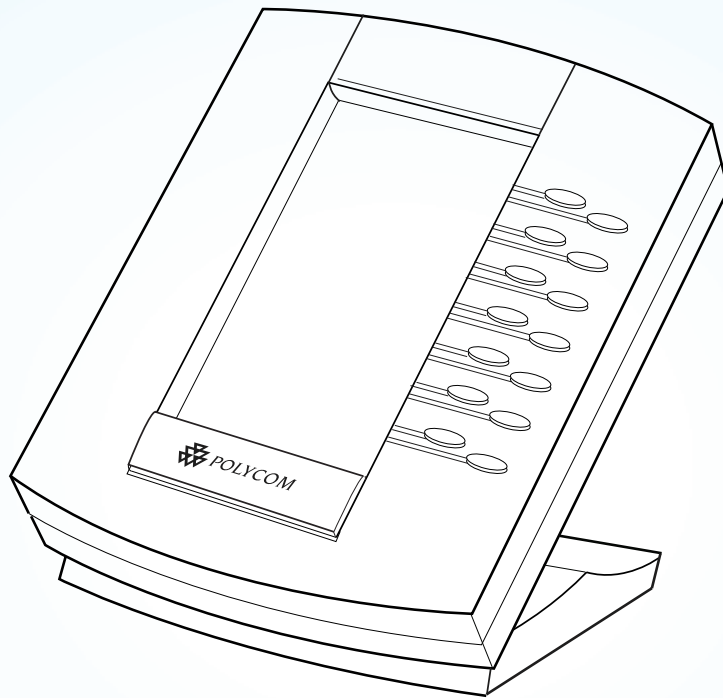


ImpactConnect Hosted PBX Phone Guide - SoundPoint® IP Backlit Expansion Module



Contacts

Customer support:


☎ 855-678-1901

@ customersupport@lingo.com

my.lingo.com

lingo.com

SoundPoint® IP Backlit Expansion Module Quick Start Guide

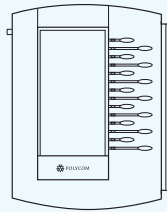


Parts List


The SoundPoint IP Backlit Expansion Module is a 14-line console that expands the potential of call handling when used with the SoundPoint IP 650 phone.

These items are included in your SoundPoint IP Backlit Expansion Module package. If you are missing any items, contact your SoundPoint IP Backlit Expansion Module reseller.

SoundPoint IP Backlit Expansion Module

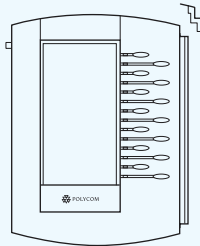
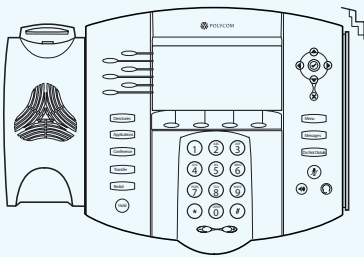


Base Stand

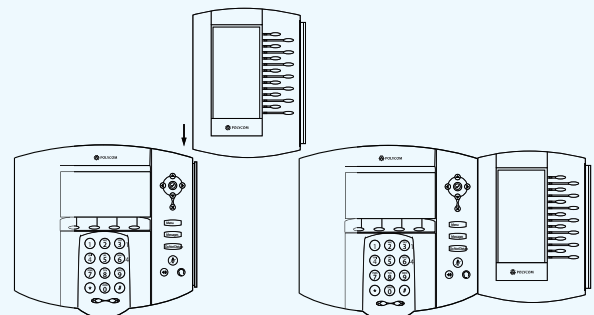


Installation

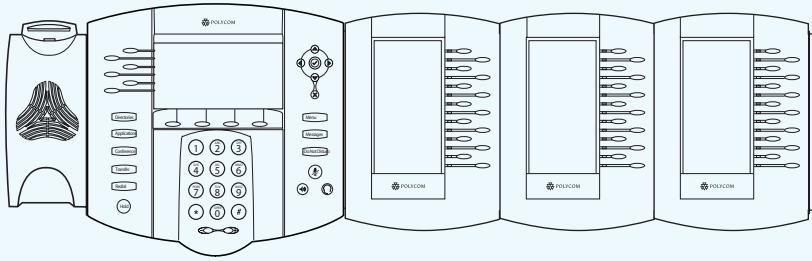
1. Remove the rubber plug that ships with the unit from the SoundPoint IP 650 phone or from the Expansion Module.



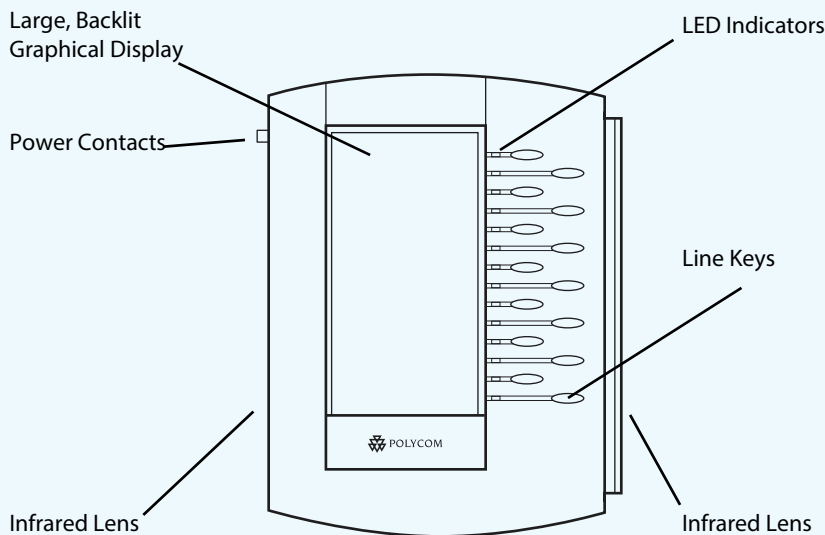
2. Align the Expansion Module at the top of the groove lines on the SoundPoint IP 650 phone and slide unit downwards until unit clicks into position. Connect the Base Stand for each Module.



3. To connect up to three Expansion Modules together, repeat steps 1 and 2.



Features



Startup

Power is automatically transferred from the host SoundPoint IP 650 phone to Backlit Expansion Module(s) upon connection. Units may be plugged and unplugged (hot-swapped) at any time to a live SoundPoint IP 650 host phone.

The welcome logo will appear on the display as soon as each Backlit Expansion Module is detected. After a brief period, this will disappear and the Backlit Expansion Module can be configured for lines, speed dials or Directory Numbers as desired.

Up to three Expansion Modules can be cascaded to a single host phone, increasing the total number of buttons to 48 for intensive business IP telephony users.

Each of the 14 keys on the Expansion Module feature individual dual-color LED indicators, allowing easy recognition of line or call state. Keys may be programmed for speed dials, lines or directory numbers (DN).

Check with your system administrator if any errors appear during the configuration process or if a specific configuration is required for your application.

For further instructions on how to use your new SoundPoint IP Backlit Expansion Module for line or speed dial capability, please consult the *SoundPoint IP 650 User Guide*.

