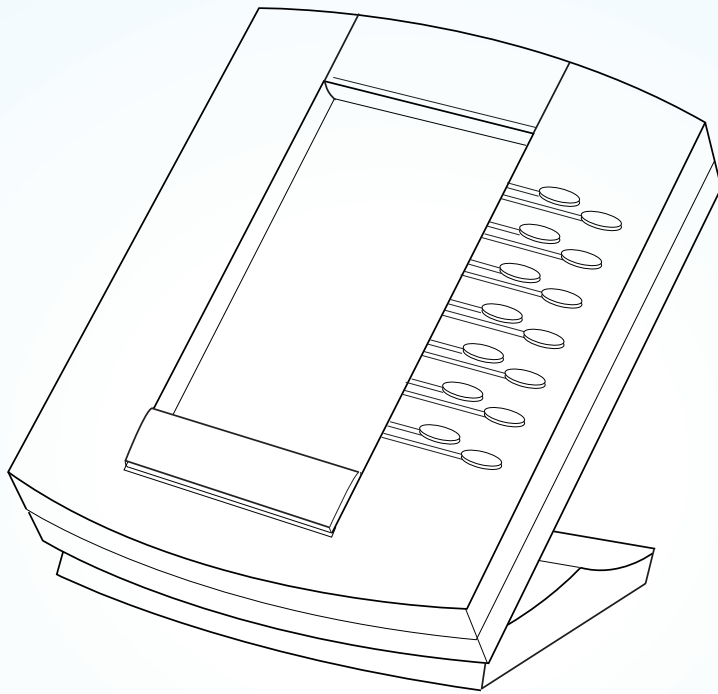


# ImpactConnect Hosted PBX Phone Guide - SoundPoint® IP Color Expansion Module



## Contacts

### Customer support:

☎ 855-678-1901

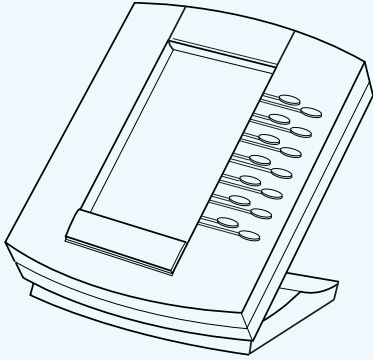
@ customersupport@lingo.com

my.lingo.com

lingo.com



# SoundPoint® IP Color Expansion Module Quick Start Guide

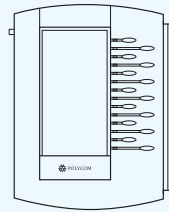


## Parts List


The SoundPoint® IP Color Expansion Module is a 14-line console that expands the potential of call handling when used with the SoundPoint IP 670 phone.

These items are included in your SoundPoint IP Color Expansion Module package. If you are missing any items, contact your SoundPoint IP Color Expansion Module reseller.

### SoundPoint IP Color Expansion Module

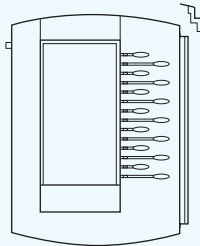
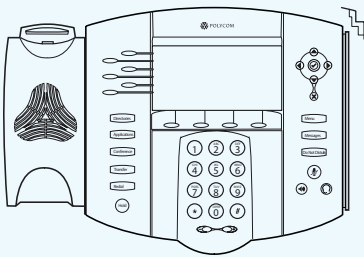


### Base Stand

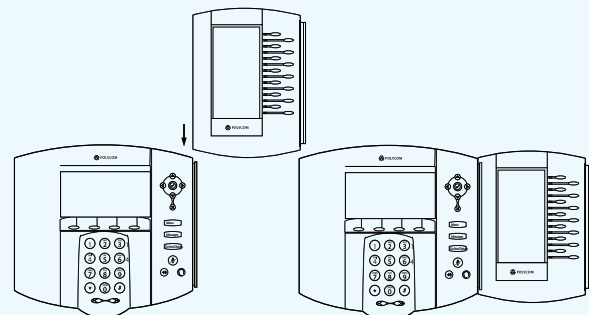


## Installation


1. Remove the rubber plug that ships with the unit from the SoundPoint IP 670 phone or from the Color Expansion Module.



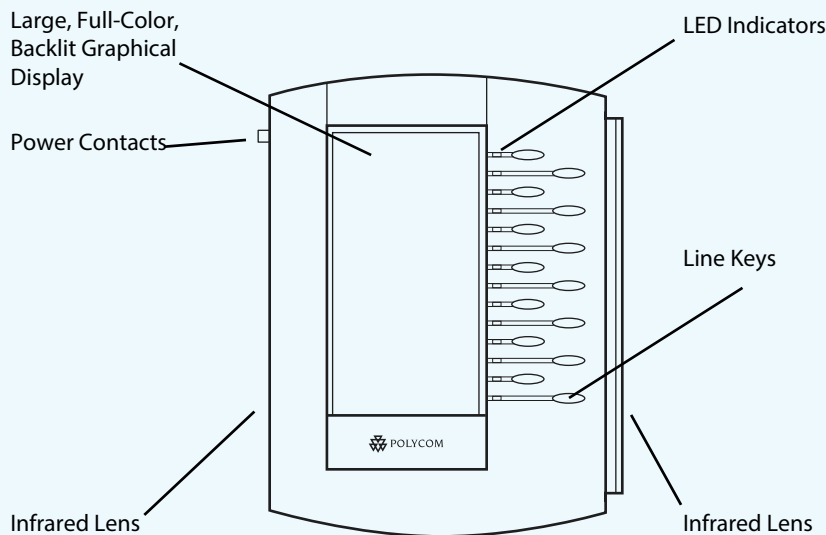
2. Align the Expansion Module at the top of the groove lines on the SoundPoint IP 670 phone and slide unit downwards until unit clicks into position. Connect the Base Stand for each Module.



3. To connect up to three Expansion Modules together, repeat steps 1 and 2.



## Features



## Startup

Power is automatically transferred from the host SoundPoint IP 670 phone to Color Expansion Module(s) upon connection. Units may be plugged and unplugged (hotswapped) at any time to a live SoundPoint IP 670 host phone.

The welcome logo will appear on the display as soon as each Color Expansion Module is detected. After a brief period, this will disappear and the Color Expansion Module can be configured for lines, speed dials or Directory Numbers as desired.

Up to three Expansion Modules can be cascaded to a single host phone, increasing the total number of buttons to 48 for intensive business IP telephony users.

Each of the 14 keys on the Expansion Module feature individual dual-color LED indicators, allowing easy recognition of line or call state. Keys may be programmed for speed dials, lines or directory numbers (DN).

Check with your system administrator if any errors appear during the configuration process or if a specific configuration is required for your application.

For further instructions on how to use your new SoundPoint IP Color Expansion Module for line or speed dial capability, please consult the *SoundPoint IP 670 User Guide*.

